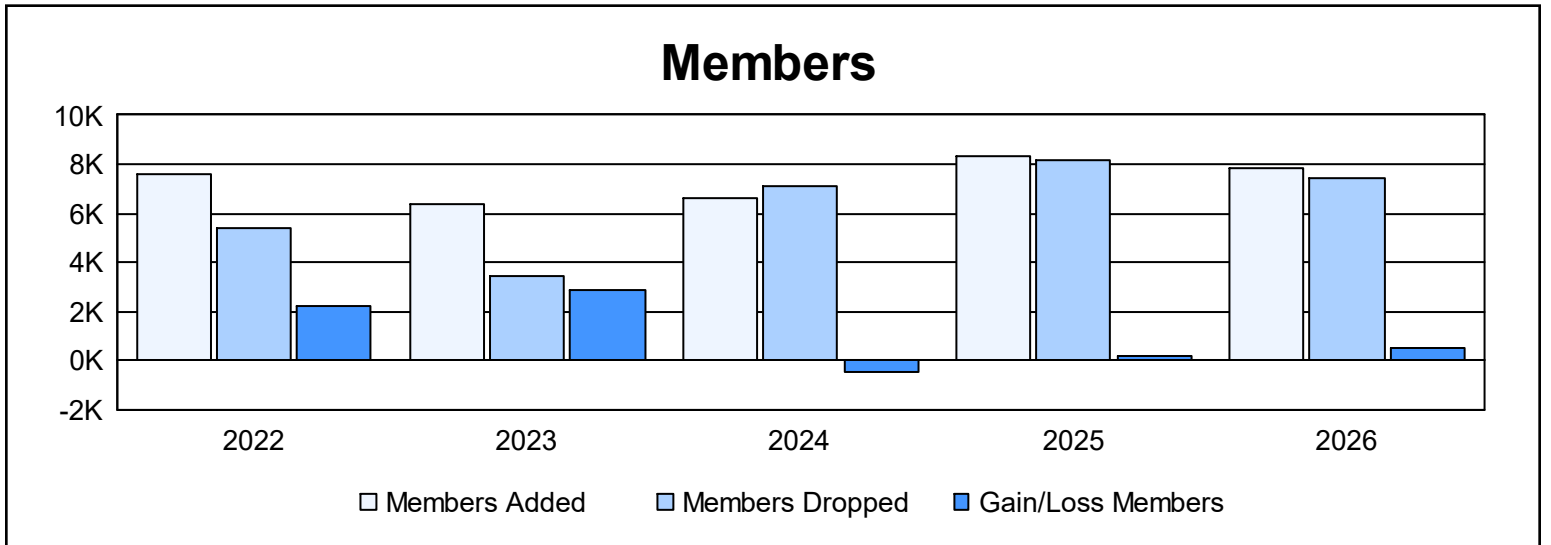
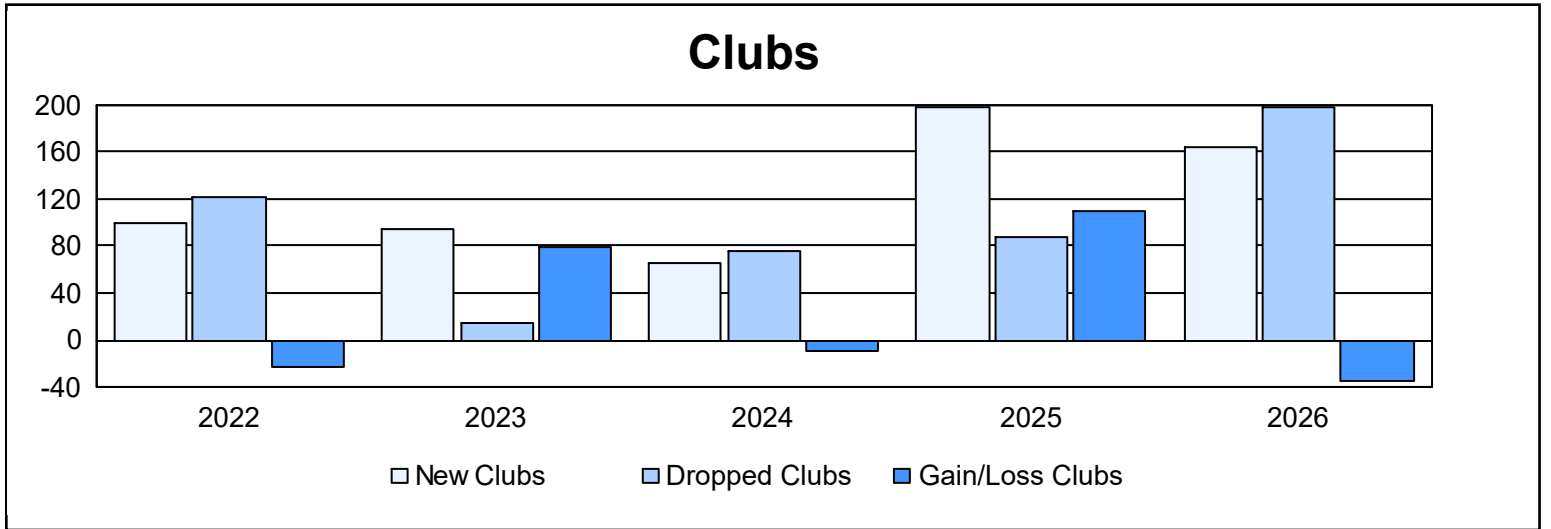
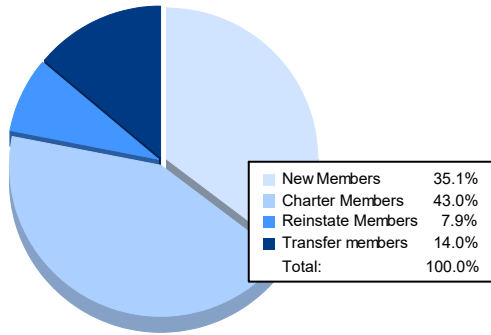


Year	New Clubs	Dropped Clubs	Gain/ Loss Clubs	New Members	Charter Members	Reinstate Members	Transfer Members	Total Member Added	Total Members Dropped	Gain/ Loss Members
2021-2022	99	122	-23	3,656	3,237	362	377	7,632	5,413	2,219
2022-2023	94	15	79	3,090	2,693	280	276	6,339	3,452	2,887
2023-2024	66	75	-9	3,175	1,783	1,372	267	6,597	7,084	-487
2024-2025	197	88	109	2,851	4,092	893	476	8,312	8,153	159
2025-2026	164	198	-34	2,765	3,382	620	1,100	7,867	7,391	476
Average	124	100	24	3,107	3,037	705	499	7,349	6,299	1,051



Membership Composition May 2026 Cumulative



Gender Composition May 2026 Cumulative

